


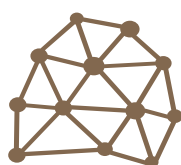
A QUEST FOR MEANING



HOW TO ORGANIZE A SCREENING AT A VENUE

YOU CAN ORGANIZE A SCREENING WHEREVER YOU LIKE – IT'S EASY AND VERY AFFORDABLE !
THE FILM PROVIDES A GREAT OPPORTUNITY FOR PEOPLE TO SHARE IDEAS ON SOCIETAL CHANGE AND TO DEVELOP
A POSITIVE VISION OF THE FUTURE. FOLLOW THE INSTRUCTIONS IN THE GUIDE ;)


1



MOTIVATE YOUR PEOPLE

Before you start organizing, make sure that you have the support of your closest circle of friends, family, and colleagues – you could also try approaching a few local associations. See if you can decide together on some possible dates for your event. You could also consider **having a facilitator** lead the second half of the event, after the showing of the film. It's important for spectators to be able to discuss and share after watching the movie! Download the « [Guide for Facilitators](#) » available in the « [Kit for Ambassadors](#) ».

2



FIND A VENUE AND FILM EQUIPMENT

There are lots of venue options: a cultural institute, a performance hall, a community theatre, or even outside! It can be tricky to find a large screen and a video projector (an HD projector is best). The sound is also very important! The film will be shown **from a downloadable HD file**, with subtitles in one of the 12 available languages – be sure to elevate the screen so that the spectators can see the subtitles ;)

3



PAY THE SMALL FEE FOR DOWNLOADING THE FILM

On our website, we ask for a small contribution to remunerate the team that is working on the film's distribution. If you decide to charge a **pay-what-you-can entrance fee** at your event, you will be able to reimburse this amount and also leave us a donation afterwards! The downloading fee can be paid by credit card, Paypal, or by text message. Thank you!

4



SEND US YOUR INFO

To create your event on our website's map and receive access to the film, fill in the form on: www.aquestformeaning-themovie.com/organise. We will ask you for:

- your email address;
- the date and time of your event;
- the address and capacity of the venue.

5



DOWNLOAD THE FILM

We will send you a link from which you can download the film in the language of your choice! **Be sure that you have a good internet connection**, since the file is quite heavy (3.5Go). Don't hesitate to contact us if you have any problems. Please do not copy the film illegally, we are counting on you! ;)

6



COMMUNICATE AROUND YOUR EVENT

In the « [Communication Kit](#) » you'll find instructions on how to communicate around your event and fill the venue! In addition to distributing flyers and putting up posters, you can **post the event on social media** directly from your «personal account» on our website. You'll also find a downloadable video featuring the filmmakers' **Q&A** as well as a **video of our partner partner organizations** you can learn about and implicate yourself in.

7



TELL US ABOUT YOUR EVENT...AND IF YOU LIKE, MAKE A DONATION

After your event, you can tell the community how it went and share the inspiring testimonies directly from your « **personal account** ». If you collected an entrance fee at your event following the '[Pay-what-you-can guide](#)' available in the '[Kit for Ambassadors](#)', you can make a donation to Kamea Meah to help support the film's distribution and to help finance new projects! We thank you in advance ;)